

biEXPORT
FOR SAP DESIGN STUDIO
mehr als bloßes Drucken!

export still matters!

even in the paperless office
we have export scenarios,
which will stay necessary in the future

store snapshots

comfortable Excel export for Information Consumers

analysis documentation

briefing Books

documents for external communication

management presentations

scheduled mailing

digital signatures for project reporting

manual selection of export views

automatic publishing
of different selections / views

10 years experience
in exporting SAP data:

there is not «one
solution» – exports
must be **flexible &
customizable** to the
details!

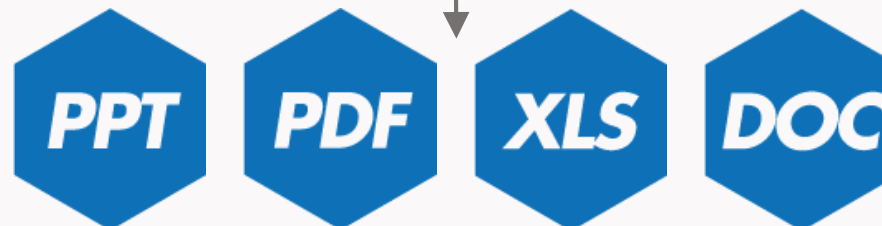
two solutions for all cases

biExport

biAnalytics Office

Export of prepared visualizations
directly from the application
with just one click

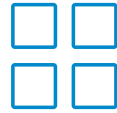
Comfortable & flexible
integration of data
from heterogeneous sources



it's time for the perfect export! with **biExport**



maximum
quality
individualisation
flexibility



toolset
from
straight-forward
to complex



open
platform for exports
from many
applications

online export
(live demo)

graphomate charts add-on for SAP BusinessObjects Design Studio

generated on Monday, September 21, 2015, 2:46:13 PM

Calendar Year Month

Distribution Channel

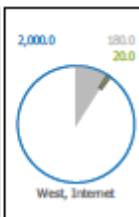
Region Code

 Δ Act. / Bud. in %
per Region

South East

▲ +18.8%

Net Sales - ACT



Central

▲ +3.6%

Net Sales - ACT

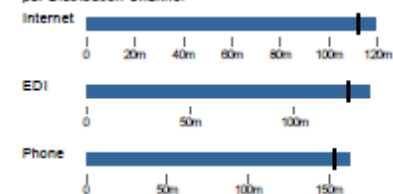
148 m

North East

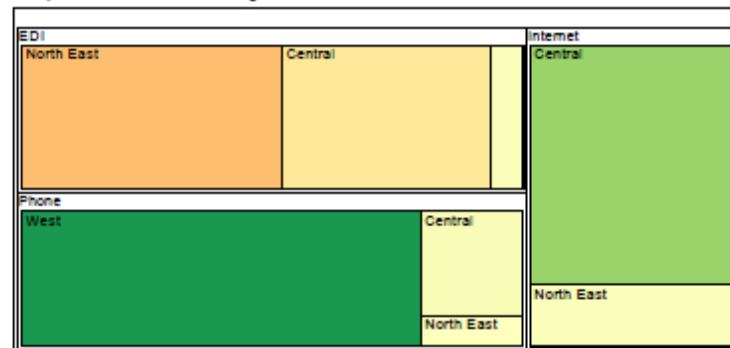
▼ -39.5%

Net Sales - ACT

22.0 m

Comparison Act. / Bud.
per Distribution Channel
 Δ Act. / Bud. absolute
per Distribution Channel / Region
Area size shows
Act.

Color shows Bud.



graphomate .nl

simple PDF export

export of the current layout
in vectorised quality

exclude components

configurable headers & footers:
flexible layout, CSS styles, logos,
filter display

static & dynamic
configuration

PDF templates

definition of **specific export layouts**

table exports

across multiple pages **with table headers**
& keeping **formatting**

rapid definition of PDF sections
via «HTML Templates»

high quality publications

With tile page, table of contents etc.

simply designed via Word & PowerPoint



Supplier Fact Sheet

Maringo Enterprises, Q2/2016

Word export

selection of components to export

placeholders for meta information

table exports

across multiple pages
as images / native table

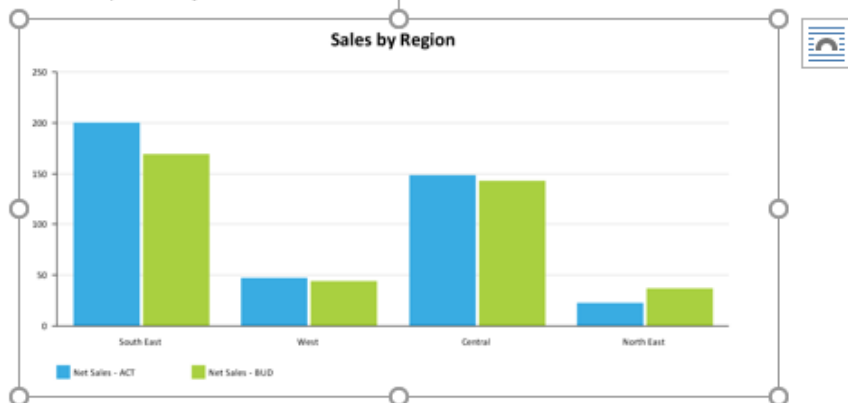
«master template» for generic exports
in the corporate design

ready-to-use documents with 1 click
via specific templates /
dynamic template definition

Sales Overview

Sales Fact sheet for region All Countries

Time Stamp: Tuesday, November 8, 2016



Region Code	Area Code	Distribution Channel	Net Sales - ACT	Net Sales - BUD
South East	Alabama	Internet	316.763,00	0,00
South East	Florida	EDI	799.599,00	803.673,00
South East	Florida	Internet	2.809.624,00	2.758.304,00
South East	Florida	Phone	767.096,00	513.966,00
South East	Georgia	EDI	831.579,00	806.626,00
South East	Georgia	Internet	840.819,00	774.201,00
South East	Georgia	Phone	121.859,00	187.186,00
South East	Kentucky	Internet	430.818,00	370.709,00
South East	Kentucky	Phone	301.778,00	347.267,00
South East	Louisiana	EDI	45.672.741,00	30.571.112,00

PowerPoint export

selection of components to export

placeholders for meta information

table exports

across multiple pages
as images / native table

«master template» for generic exports
in the corporate design

ready-to-use documents with 1 click
via specific templates /
dynamic template definition



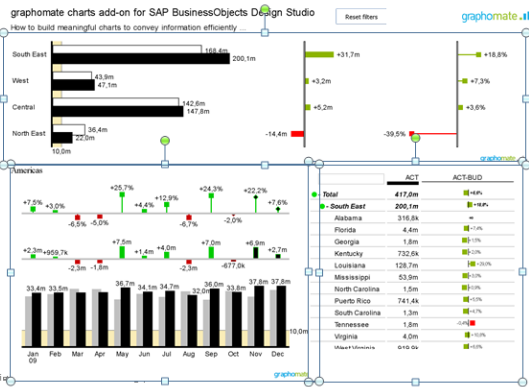
SAP DesignStudio Export Demo
With PowerPoint Template

Umsatz nach Zeit

%GRAPHOMATECHART_2%.WIDTH



Export Result



DesignStudioExport_30.10.2014_18_11.xlsx - Microsoft Excel

Start Einfügen Seitenlayout Formeln Daten Überprüfen Ansicht Entwicklertools

Calibri 11 Standard

F K U A A

Schriftart Ausrichtung Zahl

J21

B	C	D	E
Umsatzerlöse			
Export vom 31.10.2014			
		Selektion 2	Selektion 1
Land		ST	* 1,000 ST
BG	Belgium	17.280.000.000,00	0,00
DE	Germany	97.220.000.000,00	1,00
DK	Denmark	104.300.000.000,00	1,00
EN	United Kingdom	98.740.000.000,00	1,00
ES	Spain	88.940.000.000,00	1,00
FI	Finland	28.620.000.000,00	0,00
FR	France	11.520.000.000,00	0,00
IT	Italy	81.380.000.000,00	1,00
MO	Moldavia	12.000.000.000,00	0,00
NL	Netherlands	109.140.000.000,00	1,00
NO	Norway	7.140.000.000,00	0,00
PL	Poland	80.100.000.000,00	1,00
RU	Russia	104.680.000.000,00	1,00
SA	Saudi Arabia	9.260.000.000,00	0,00
SE	Sweden	94.520.000.000,00	1,00
Gesamtergebnis		944.840.000.000,00	9,00
Export Template 1			

Excel export

selection of components to export

table exports

keeping formats, hierarchies &
automatic header fixation

multi region support

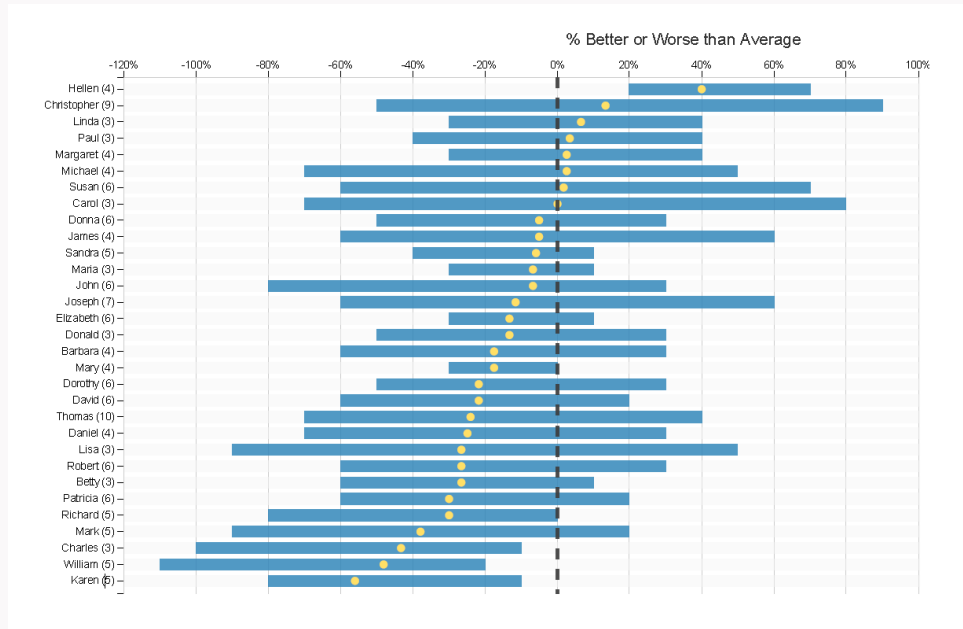
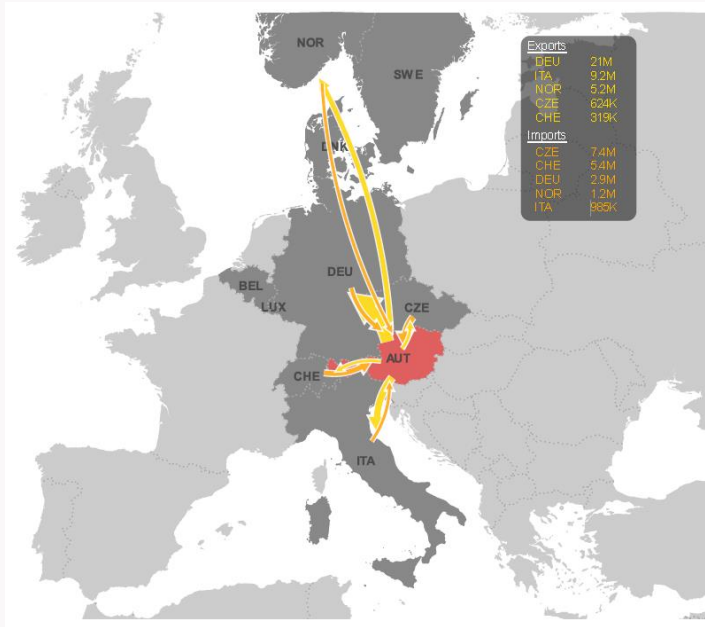
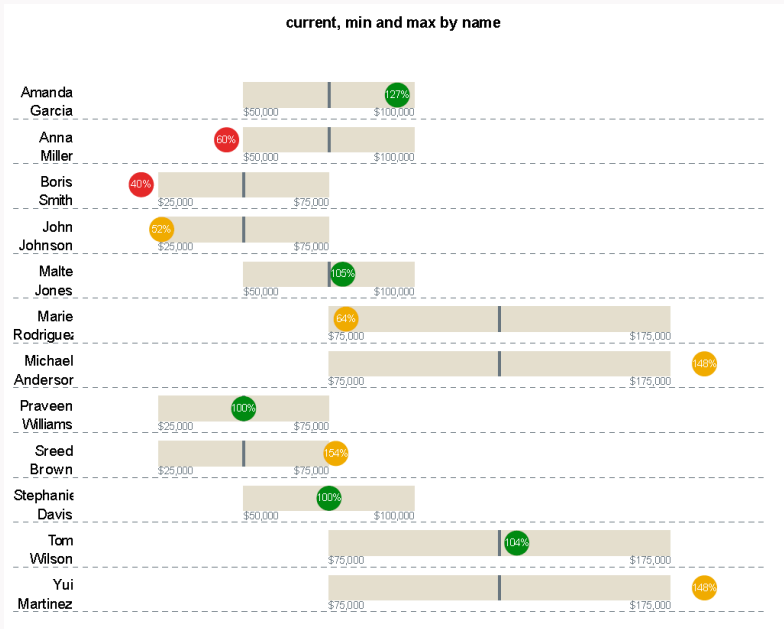
«master template» for generic exports
in the corporate design

placeholders for meta information

example Lumira integration

direct export to PDF, PowerPoint & Word

support of all SDK components



flexibile customizing

export: as you wish!

include & exclude components

individual layouts via placeholders

flexible integration of meta information

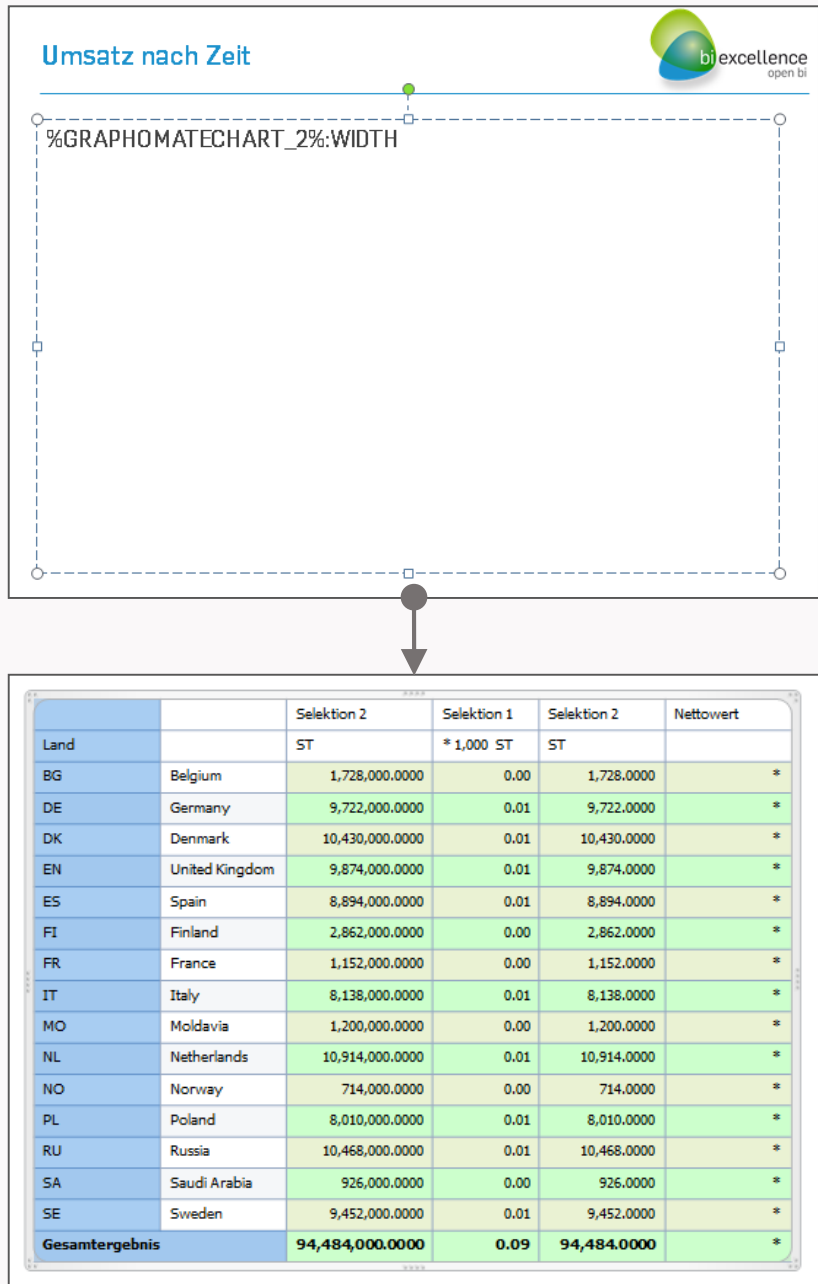
custom placeholder definition

rapid PDF-Styling with HTML & CSS

create high quality documents

using the known applications

table split by rows / columns,
repeating table headers



Properties	
Property	Value
PDF Content	
Header HTML	%OPENBIEXPORTINFO_1%:TEXT
Footer HTML	%AREA.dimensions.0D_NWI_ACOD.
HTML Template	%OPENBIEXPORTINFO_1%:TEXT
Include in plain page	false
Visible Components	
Template	
PowerPoint	
One component by slide	false
Visible Components	
Template	meta_test.pptx
Word	
Visible Components	
Template	meta_test.docx
Excel	
Visible Components	
Template	meta_test.xlsx
Publishing	
Parse CSS Images	false
Static Screen Width	0
Publish Mode	
Export Language	
Filename	DesignStudioExport_%EXECUTION_I
Alternative Export Application	
Url Parameter Array	
Custom Parameters Array	
Custom Texts Array	
Seperate Files	false
Mail From	
Mail To	
Mail Subject	
Mail body	

integration: as you wish!

export all contents: components & styles

automatic hiding of scrollbars

export via scripts

events to display export status

multi language support

fixed pre-sets & 1-click-exports

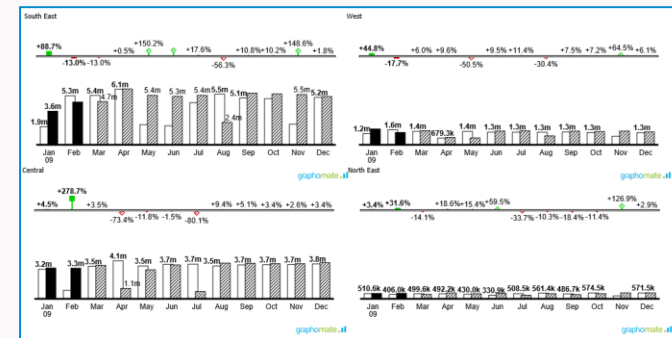
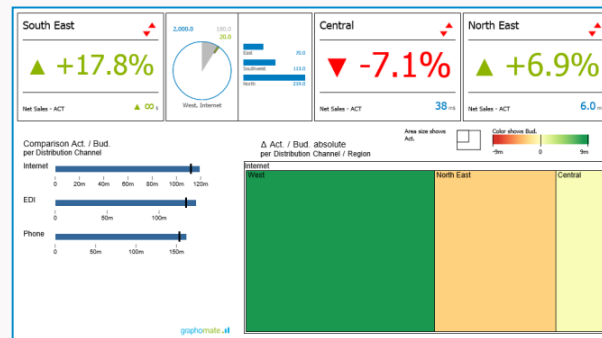

dynamic parametrization following context

individual settings popup

publishing scenarios

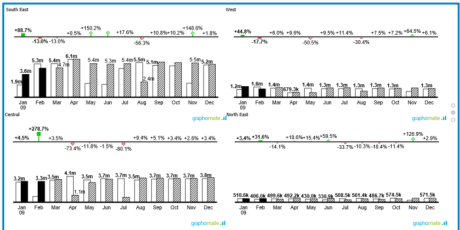
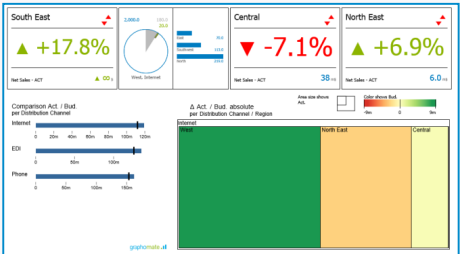
individual compilations

documentation of an analysis process
creation of individual briefing books



automatic compilations

join multiple applications
collect multiple selections
export all tab strips



broadcasting & scheduling


send a mail

store to file server

publish to cloud service, sharepoint, SAP Portal

schedule for frequent generation

add signatures / meta information



our customers' voices



"The BI Excellence Export Add-on, enables us exporting data from Design Studio application in a wide variety of formats and in a formatted design."

- Coca Cola, Israel

"Great and powerful export component! The bi excellence DS Export Toolset brings all the export functionality missing to Design Studio. High-Quality Export, PowerPoint Export, Multiple reports calls with a smart interface. End-User experience and feedback from our business users is great. Scaling, Performance und Quality is unmatched by any other solution."

- Airline Industries, Hamburg

„SAP BusinessObjects Design Studio in combination with the add-ons of graphomate and bi excellence, allow me to build magnificent reporting applications for my customers within just a few days. Using the graphomate add-ons I format graphs and tables following the standards of IBCS. Using the bi excellence add-ons I receive perfect exports to PDF, Word, PowerPoint, and even to Excel tables for to perform additional calculations."

Uwe Brück, author of the best-selling „Praxishandbuch SAP-Controlling“

kontakt & evaluierung

bi excellence software GmbH

Beethovenstraße 24

69221 Dossenheim

+49 6221 – 86806-0

info@biexcellence.com

www.designstudio-export.de

